

ARCHITAS MULTI-ASSET BALANCED

Morningstar rating



Based on returns as of 28/03/2024



This is a marketing communication. Please refer to the Hong Kong offering document (comprising the Prospectus, Supplements, Hong Kong Covering Document and Product Key Facts Statement) of the Fund before making any final investment decisions. This Factsheet may not be reproduced or circulated without prior permission of AXA IM Select.

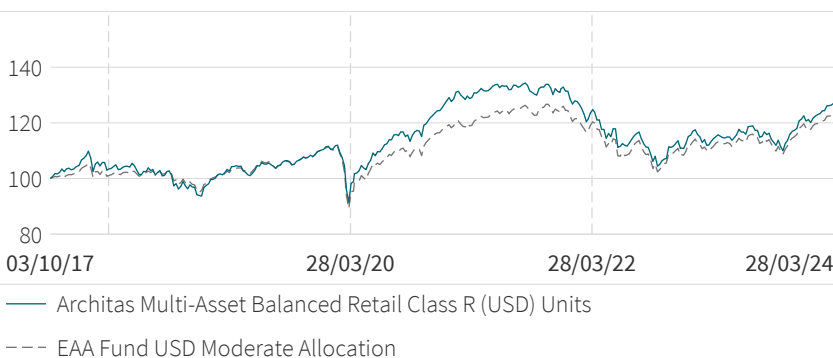
IMPORTANT NOTES

- This Fund invests primarily in a diversified range of asset classes, in particular, by way of investment in other collective investment schemes.
- This Fund is subject to the following key risk factors: risk relating to dynamic asset allocation, risk of investing in other collective investment schemes, index fund risk, fixed income risk (including credit risk, interest rate risk, lower rated or unrated securities risk, downgrading risk and credit rating risk), Eurozone risk, emerging markets risk, equity risk, small-cap and/or mid-cap company risk, valuation risk and currency risk.
- Investors should not make investment decisions based on this document alone and should read the offering document (comprising the Prospectus, Supplements, Hong Kong Covering Document and Product Key Facts Statement of the Fund) for details including risk factors.
- Before you decide to invest, make sure the intermediary has explained to you that the Fund is suitable for you.

Investment Objective and Policy Summary

The investment objective of the Fund is to seek to achieve a return for investors over the medium to long term based on a combination of capital growth and income and with a medium volatility level through exposure to a diversified range of asset classes. The fund intends to hold a minimum of 50% and less than 100% of its Net Asset Value in Collective Investment Schemes (CIS). The CIS in which the Fund will invest will have a range of underlying investments which may reflect exposure to fixed income securities, equities and/or equity-related securities, money market instruments, commodities, real estate, financial derivative instruments, financial indices and/or currencies. In addition to investment in CIS, the Fund may invest directly in equities, equity-related securities, fixed income securities and short-term liquid assets. Investments will be made following qualitative and quantitative assessments that are determined by the Manager and based on the Manager's views as to an appropriate allocation strategy.

Performance (%) as at 28/03/2024



Cumulative performance (%)	1 Month	3 Months	YTD	1 Year	3 years	5 Years	Inception
Portfolio	2.2	3.9	3.9	10.6	-1.5	23.3	27.2
Peer Group	2.1	3.4	3.4	10.2	3.6	20.7	23.5

Discrete performance (%)	01/04/23-31/03/24	01/04/22-31/03/23	01/04/21-31/03/22	01/04/20-31/03/21	01/04/19-31/03/20
Portfolio	10.6	-7.3	-3.9	31.4	-4.8
Peer Group	10.2	-6.5	0.6	24.8	-6.7

Since Fund Inception(monthly returns)	Portfolio	Peer Group
Volatility (%)	10.41	9.41
Sharpe Ratio	0.53	0.51
Positive Months	47	46
Negative Months	30	31
Max Drawdown (%)	-21.49	-18.27
Max Gain (%)	41.58	32.28

Source: State Street Banque SA. Past performance may not be a reliable guide to future performance. Total return figures are calculated on a single pricing basis with net income (dividends) reinvested. Performance figures are shown in USD unless otherwise specified. Performance figures are net of all fees. Transaction costs are included for the period shown but may differ in the future as these costs cannot be determined with precision in advance.

FUND FACTSHEET MARCH 2024

FUND FACTS

AS AT 28/03/2024

Fund data

Launch date	03.10.2017
Fund size (\$m)	384.71
Base Currency ¹	USD
Fund Price ¹	127.16
Legal Structure	A sub-fund of a Unit Trust

Retail Class R(USD)

ISIN	IE00BZ127T76
AMC ² /OCF ³	1.25%/1.85%

¹ Fund information is for Retail Class R.

² The Annual Management Charge (AMC), is a charge taken from the fund. The charge is expressed as a percentage per annum but is normally taken daily from the fund and is calculated based on the value of funds under management. Normally the fund manager reserves the right to review the level of charge.

³ The Ongoing Charges Figure (OCF) is made up of the Annual Management Charge (AMC) and other operating costs. If the investment is not denominated in your local currency this product is subject to exchange rate risk. The OCF equals the All-In Fee payable to the Manager which is currently fixed and captures all the ongoing operating fees and charges (including those of the underlying CIS) payable by the Fund. In case the actual ongoing operating fees and charges exceeds the amount of All-In Fee, the excess will be borne by the Manager.

ARCHITAS MULTI-ASSET BALANCED

FUND FACTSHEET
MARCH 2024

Page 2 / 4



FUND MANAGER(S)



Seamus Lyons
Senior Investment
Manager

COMMENTARY

Markets moved into line with Fed projections of three rate cuts in 2024. The BoJ finally exited its negative interest rate policy, as well as bond market yield curve control.

Global equities saw the best Q1 returns in five years. Japanese stocks extended gains (TOPIX +4.29%). European shares rose on better economic data (MSCI Europe +3.94%), while US equities paced the global average (S&P 500 +3.22%).

The 10 year US Treasury yield closed at 4.20%, down 4 bps over the month, while the German Bund yield fell 12 bps to 2.30%. Corporate bonds outperformed, with credit spreads at the tightest level in over two years.

The Fund delivered positive returns in March on the back of a robust global equity market and Global Bond market as market expectation of rate cuts in the near future remains prominent and Inflation continues to slow down. Man GLG Japan CoreAlpha Equity was the leading contributor to performance for the period benefitting from its Value oriented strategy. Fidelity Asia Pacific Opportunities, Robeco BP US Premium Equities and Federated Hermes Asia ex Japan Equity also had a noticeable contribution to performance for the period. On the Bond side, Capital Group Global Corporate Bond was the leading contributor to performance for the month. BlackRock ICS USD Liquidity Heritage lagged behind other holdings for the month as all holdings were positive for the month.

TOP HOLDINGS AS AT 28/03/2024

Name	%
Architas Multi Manager Selection US Equity	10.92
iShares Global Aggregate Bond ESG UCITS ETF	9.08
PIMCO GIS Global Bond ESG Fund	8.60
PineBridge Asia Pacific Investment Grade Bond Fund	8.39
AB SICAV I American Growth Portfolio	5.07
Robeco Global Credits	4.34
Robeco BP US Premium Equities	4.12
Architas Selection European Equity	3.76
iShares MSCI USA ESG Enhanced UCITS ETF	3.76
iShares MSCI Europe ESG Enhanced UCITS ETF	3.51
Total	61.56
Total number of holdings	38

KEY FUND FACTS AS AT 28/03/2024

\$385m

assets under
management

38

holdings
spread across
**6 geographical
regions**

ARCHITAS MULTI-ASSET BALANCED

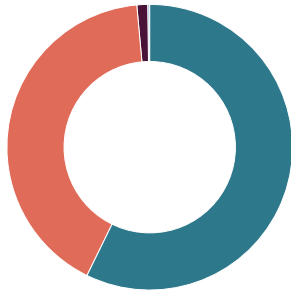
FUND FACTSHEET
MARCH 2024

Page 3 / 4



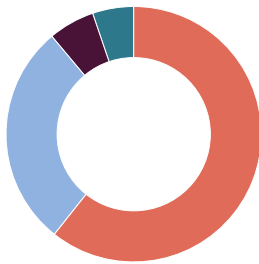
ALLOCATION AS AT 28/03/2024

ASSET ALLOCATION



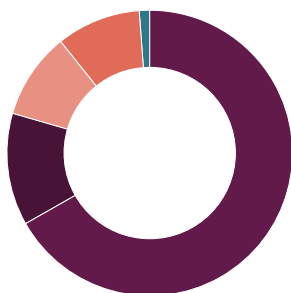
Equity	57.23%
Bond	41.31%
Diversified	1.22%
Cash	0.23%

BONDS TYPE



Global ¹	60.66%
Asian	28.24%
Emerging	5.87%
High Yield	5.22%

GEOGRAPHICAL ALLOCATION



US	66.77%
Europe	12.71%
Japan	9.79%
Asia Pacific Ex Japan	9.55%
Global	1.18%

KEY RISK

Investment involves risks. The following sets out the key risks. Please refer to the offering document for details of other applicable risk factors.

General investment risk: The Fund's investment portfolio may fall in value due to any of the key risk factors below and therefore your investment in the Fund may suffer losses. There is no guarantee of the repayment of principal.

Risk relating to dynamic asset allocation: the Fund may incur greater transaction costs than a fund with static allocation strategy. Dynamic asset allocation may not enable the Fund to achieve the desired results under all circumstances and market conditions.

Risk of investing in other CIS: Investing in other CIS involves substantially the same risks as investing directly in the underlying investments, but the total return on such investments at the Fund level may be reduced by the operating expenses and fees of such underlying CIS. The Fund does not have control of the investments of the underlying CIS and there is no assurance that the investment objective and strategy of the underlying CIS will be successfully achieved which may have a negative impact on the net asset value of the Fund.

Index fund risk: The Fund may invest in CIS which seeks to track or replicate an index. This exposes the Fund to the market risks associated with fluctuations in the securities comprising the index and the value of securities comprised in the underlying CIS.

Emerging markets risk: The Fund which invests in emerging markets may be subject to greater risk of loss than a fund which invests in a developed market.

Eurozone risk: Any adverse events, such as credit downgrade of a sovereign or exit of EU Member States from the Eurozone, may have a negative impact on the value of the Fund.

Equity risk: Stocks and other equity securities generally fluctuate in value more than bonds and may decline in value over short or over extended periods.

Small-cap and/or mid-cap company risk: The Fund may invest in small-cap and mid-cap companies which may involve greater risks than investments in larger, more established issuers.

Fixed income risk: The Fund may invest in fixed income securities which expose the Fund to credit risk, interest rate risk, lower rated or unrated securities risk, downgrading risk and credit rating risk.

Valuation risk: Valuation of the Fund's investments may involve uncertainties and judgmental determinations.

Currency risk: Unfavourable fluctuations in currency exchange rates and exchange rate controls of these currencies will negatively affect the net asset value of the Fund.

¹The Global bonds in this portfolio are bonds from developed markets and are a mix of primarily US, Europe and Japan.

Due to rounding, the figures shown in each of the geographical and sector allocations may not add up to 100% and the allocations may change.

ARCHITAS MULTI-ASSET BALANCED

FUND FACTSHEET
MARCH 2024

Page 4 / 4



The value of investments and any income provided by them can go down as well as up. Investors could get back less than invested. Past performance may not be a reliable guide to future performance. This factsheet is for information purposes only and is not designed to provide advice on the suitability of an investment for your personal situation. If you have any questions regarding this factsheet, you are recommended to speak to a financial adviser.

IMPORTANT INFORMATION

This material is issued by AXA IM Select Asia Limited (the "Company"), and has not been reviewed by the Securities and Futures Commission of Hong Kong (the "SFC"). This material is produced for information purposes only and does not constitute as such an offer to invest in the funds mentioned herein or an investment advice. The funds authorised by the SFC do not imply official recommendation from the SFC. SFC authorisation is not a recommendation or endorsement of a scheme nor does it guarantee the commercial merits of a scheme or its performance. It does not mean the scheme is suitable for all investors nor is it an endorsement of its suitability for any particular investor or class of investors. Opinions included in this material constitute the judgment of the Company at the time specified and may be subject to change without notice. The Company is not obliged to update or alter the information or opinions contained within this material. Investors should consult their own professional advisors in respect of investment, legal, accounting, domicile and tax advice prior to investing in the funds in order to make an independent determination of the suitability of the consequences of an investment. Investment involves risk. Given the economic and market risks, there can be no assurance that the funds will achieve their investment objectives. Investors may not get back the amount they originally invested. Past performance is not a guarantee of future results. Please refer to the offering document for further information (including the risk factors) about the funds.

AXA IM Select operates one legal entity in Ireland and one legal entity in Hong Kong: Architas Multi-Manager Europe Limited (AMMEL) in Ireland and AXA IM Select Asia Limited (AIMAL) in Hong Kong with the ultimate parent and controlling company as AXA SA (a company registered in France).

Architas Multi-Manager Europe Limited is regulated by the Central Bank of Ireland. AMMEL is a private company limited by Shares with registration no. 462350. The Fund is a UCITS and regulated by the Central Bank of Ireland.

This document does not provide you with all the facts you need to make an informed decision about investing. More information is available in the Hong Kong offering document

(comprising the Prospectus, Supplements, Hong Kong Covering Document and Product Key Facts Statement), both of which are available, in English and Chinese, free of charge, from AXA IM Select.

© 2023 Morningstar. All Rights Reserved. The information, data, analyses and opinions ("Information") contained herein: (1) include the proprietary information of Morningstar and its content providers; (2) may not be copied or redistributed except as specifically authorised; (3) do not constitute investment advice; (4) are provided solely for informational purposes; (5) are not warranted to be complete, accurate or timely; and (6) may be drawn from fund data published on various dates. Morningstar is not responsible for any trading decisions, damages or other losses related to the Information or its use. Please verify all of the Information before using it and don't make any investment decision except upon the advice of a professional financial adviser. Past performance is no guarantee of future results. The value and income derived from investments may go down as well as up. The Morningstar Star Rating for Stocks is assigned based on an analyst's estimate of a stock's fair value. It is projection/opinion and not a statement of fact. Morningstar assigns star ratings based on an analyst's estimate of a stock's fair value. Four components drive the Star Rating: (1) our assessment of the firm's economic moat, (2) our estimate of the stock's fair value, (3) our uncertainty around that fair value estimate and (4) the current market price. This process culminates in a single-point star rating that is updated daily. A 5-star represents a belief that the stock is a good value at its current price; a 1-star stock isn't. If our base case assumptions are true the market price will converge on our fair value estimate over time, generally within three years. Investments in securities are subject to market and other risks. Past performance of a security may or may not be sustained in future and is no indication of future performance.

USD Moderate Allocation funds have a mandate to invest in a range of asset types for a USD-based investor. The equity component will usually be between 35% & 65% in the normal running of the fund.

CONTACT US

Email:

select.asia.contact@axa-im.com

Phone: +852 2336 7006